



**KARIMGANJ COLLEGE**  
**NOTICE**


**DATE: 09-03-2024**

Students of FYUG 1<sup>st</sup> Semester (Arts, Science and Commerce) are asked to find the notice and Annexure-I of Assam University attached below for creating and mapping of ABC ID's for the National Academic Depository (NAD) to SAMARTH portal of Assam University. It is to be noted here that, **AADHAAR CARD** will be mandatory for creating the ABC ID and the step wise process of mapping the ID is given in **ANNEXURE-I**. Moreover, those students who have already created the ABC IDs are also asked to map the same for the National Academic Depository (NAD) to the SAMARTH portal of Assam University. For registration, students will have to visit the link <https://aus.samarth.edu.in/> → **NEW REGISTRATION** and complete the process (detailed process is given in ANNEXURE-I).

**\*\* It will be mandatory on the part of the students of FYUG 1<sup>st</sup> Semester to create the ABC IDs and map it for National Academic Depository (NAD) to SAMARTH portal of Assam University failing which their mark-sheet will not be processed and issued by the University.**

**Copy to:**

- I. The Co-ordinator, IQAC, Karimganj College
- II. Office file

  
Principal  
Karimganj College  
Principal  
Karimganj College



असम विश्वविद्यालय

(एक केन्द्रीय विश्वविद्यालय)

सिलचर 788011

असम, भारत

ASSAM UNIVERSITY

(A Central University)

Silchar 788011

Assam, India

No. AUE/NAD-AUS/2017

Dated 8<sup>th</sup> March, 2024

**IMPORTANT NOTIFICATION FOR FYUG STUDENTS**

It is hereby notified for information of all concerned that Aadhaar is mandatory for creating Academic Bank of Credit(ABC) accounts. Students of FYUG programme who have Aadhaar are advised to create ABC account which plays a pivotal role in FYUG programme under NEP 2020. Those students who have already created ABC accounts need to map their ABC accounts for National Academic Depository (NAD) to SAMARTH portal of Assam University. Step by step procedure for mapping ABC accounts to SAMARTH portal of Assam University, Silchar is annexed at **ANNEXTURE-I**.

In this connection, all concerned are hereby requested to map their ABC accounts for NAD to SAMARTH portal of Assam University **on or before 20<sup>th</sup> March, 2024**, failing which his/her marksheet will not be processed for issuing to the concerned college.

*For any clarification, contact Nodal Officer,NAD/ABC @ 9856626745.*

This issued with the approval of the competent authority, AUS .

( **Dr Suprabir Dutta Roy** )

Controller of Examinations

Copy to:

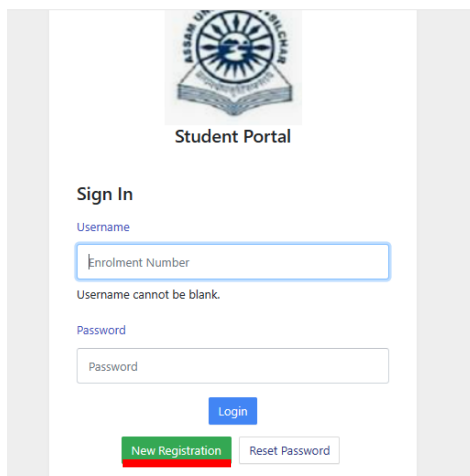
1. PS to Vice-Chancellor for kind information of Vice-Chancellor, AUS
2. PS to Registrar/Director,CDC/FO for kind information, AUS
3. All Principals of affiliated/permitted degree Colleges under AUS for kind information and necessary action.
4. Director, Computer Centre, AUS, with a request to upload the same in the website.
5. File

( **LAISHRAM BOJEN SINGH** )

**DR, Exam & Nodal Officers, NAD/ABC**

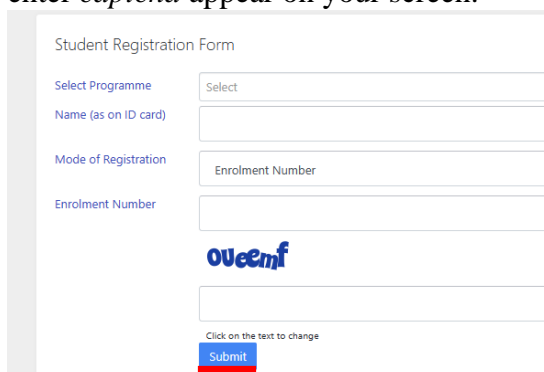
**STEP BY STEP PROCEDURE FOR MAPPING OF ABC ACCOUNT TO SAMARTH OF ASSAM UNIVERSITY**

1 : Type [www.aus.samarth.edu.in](http://www.aus.samarth.edu.in) in address bar



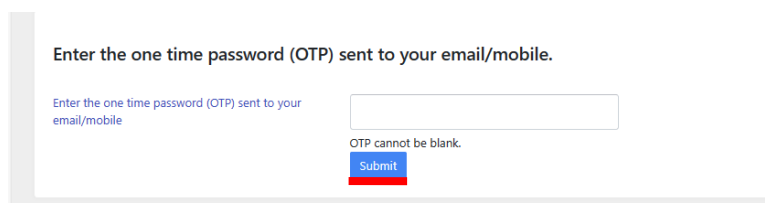
2. Click on **New Registration**

3. Fill *Student Registration Form* appears as below on your screen( Select your Programme from dropdown box, Name(as on ID card – enter name in the Samarth portal, Mode of Registration – Select *Enrollment number* and enter enrollment number ( get enrollment number from your college , if you donot have it) and enter *captcha* appear on your screen.



4. Click on **Submit** button in Blue color

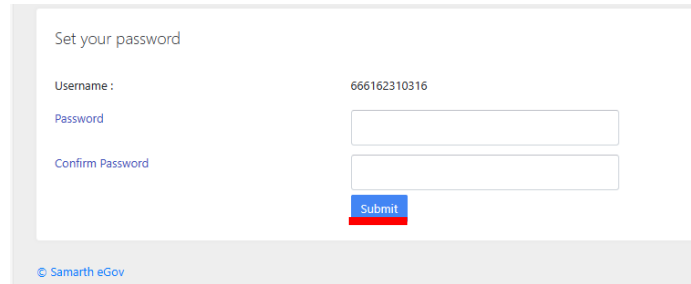
5. Enter OTP received to your registered email/mobile number



6. Click on **Submit** button in Blue color



## 7. Create New Password



Set your password

Username : 666162310316

Password

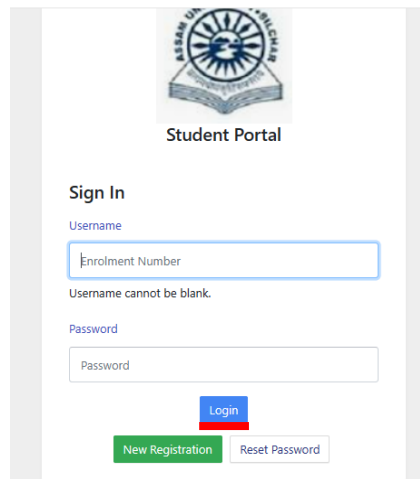
Confirm Password

Submit

© Samarth eGov

8. Click on **Submit** button in Blue color

9. Enter your enrollment number as User ID and Password created at Step 7 above.



ASHERU UNIVERSITY

Student Portal

Sign In

Username

Enrolment Number

Username cannot be blank.

Password

Password

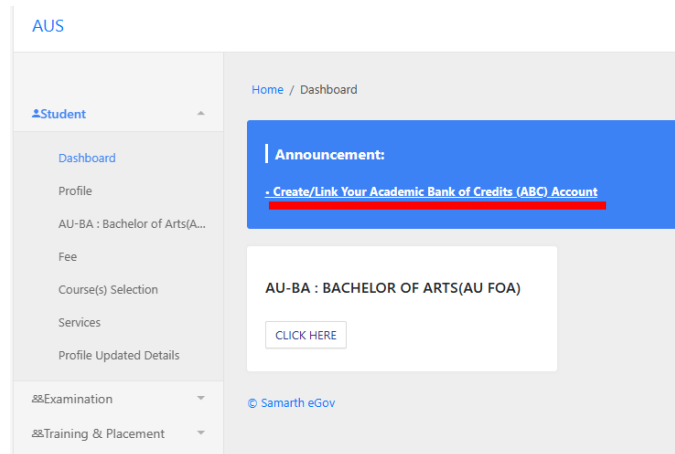
Login

New Registration Reset Password

© Samarth eGov

10. Click on **Login** button in Blue color

11. Click on Create/Link Your Academic Bank of Credits(ABC) Account in Blue color



AUS

Home / Dashboard

Student

Dashboard

Profile

AU-BA : Bachelor of Arts(A...

Fee

Course(s) Selection

Services

Profile Updated Details

Examination

Training & Placement

Announcement:

Create/Link Your Academic Bank of Credits (ABC) Account

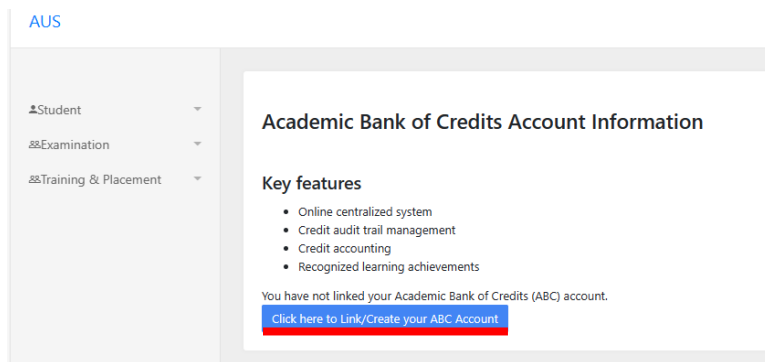
AU-BA : BACHELOR OF ARTS(AU FOA)

CLICK HERE

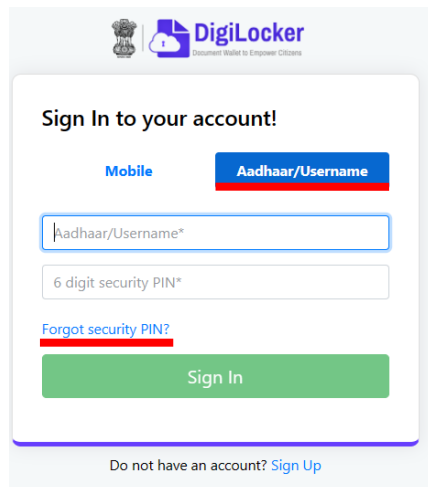
© Samarth eGov



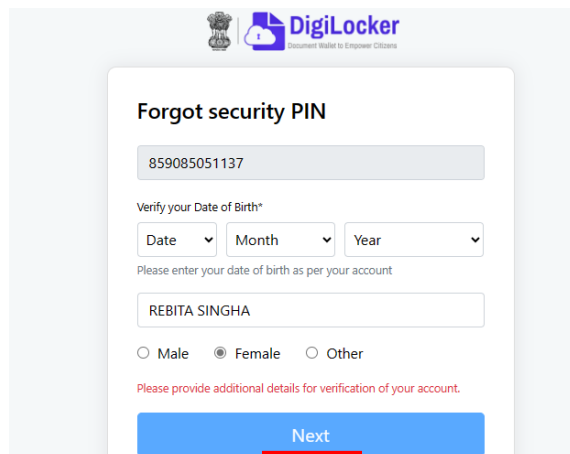
12. Click on *Click here to Link/Create your ABC Account in Blue color*



13. Click on Aadhaar/Username in Blue color ( Donot click on Mobile) , enter your Aadhaar number



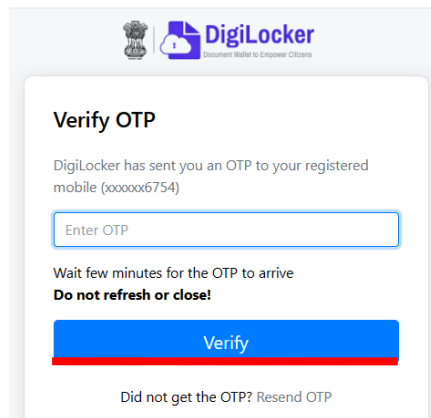
14. Click on Forgot Security PIN. Enter Date of Birth as per Aadhaar and select Male or Female or other



15. Click on *Next* in Blue color

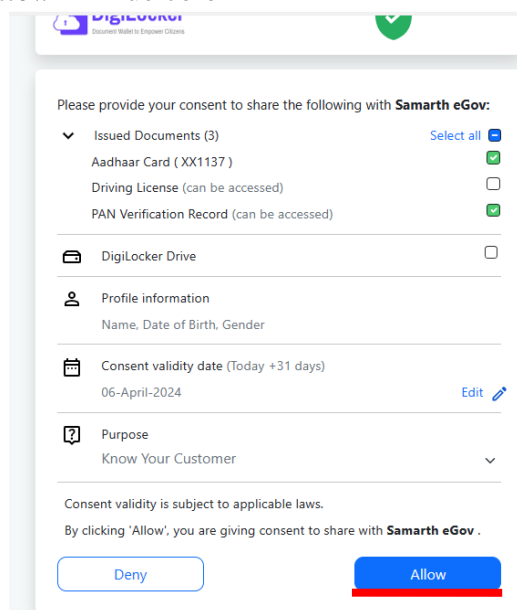


16. Enter OTP received to your registered mobile number

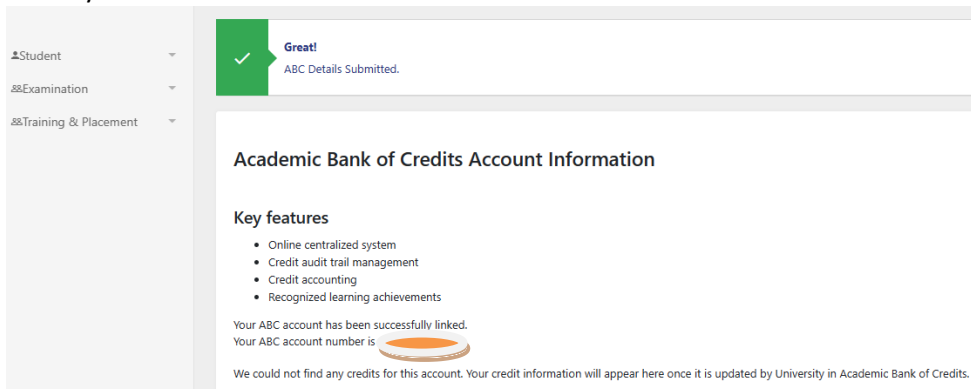


17. Click on **Verify** in Blue color

18. Click on **Allow** in Blue color



19. The follow screen will be appeared on your screen. Then, your ABC account has been linked successfully.



\*\*\*

